



**Technical Service
BULLETIN**

August 2, 2006

Title:

**1ZZ-FE ENGINE "NO START"
CONDITION**

Models:

'05 – '06 Corolla & Matrix

**ENGINE
EG049-06**

Introduction Some 2005 – 2006 model year Corolla and Matrix vehicles equipped with a 1ZZ-FE engine may exhibit a "no start" condition. Improvements have been made to the Engine Control Module (ECM) (SAE term: Powertrain Control Module/PCM) manufacturing process to reduce the possibility of this condition occurring. Please use the following procedure to repair the vehicle.

- Applicable Vehicles**
- **2005 – 2006** model year **Corolla** and **Matrix** vehicles equipped with the **1ZZ-FE engine**.

**Parts
Information**

MODEL	TRANS	PREVIOUS PART NUMBER		CURRENT PART NUMBER	PART NAME	QTY
		2005 MY	2006 MY			
Corolla	A/T	89661-02C0#	89661-02C91	89661-02C92	Computer, Engine Control	1
		89661-02C1#	89661-02D01	89661-02D02		
Matrix		89661-0112#	89661-02D41	89661-02D42		
		89661-0113#	89661-02D51	89661-02D52		
Corolla and Matrix	M/T	89661-0Z04#	89661-02D11	89661-02D12		

**Warranty
Information**

OP CODE	DESCRIPTION	MODEL	TIME	OFP		T1	T2
				2005 MY	2006 MY		
895011	R & R Engine Control Computer (ECM)	Corolla	0.4	89661-02C0# 89661-02C1#	89661-02C91 89661-02D01	8A	99
		Matrix	0.5	89661-0112# 89661-0113# 89661-0Z04#	89661-02D11 89661-02D41 89661-02D51		

Applicable Warranty*:

This repair is covered under the Toyota Federal Emissions Warranty. This warranty is in effect for 96 months or 80,000 miles, whichever occurs first, from the vehicle's in-service date.



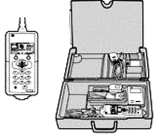
* Warranty application is limited to correction of a problem based upon a customer's specific complaint.



Required Tools & Material

TOOLS & MATERIALS	QUANTITY
Metric Socket Set & Hand Tools	As Required

Required SSTs

ITEM NO.	SPECIAL SERVICE TOOLS (SSTs)	PART NUMBER	QTY	DRW**
1	<p>Toyota Diagnostic Tester Kit*</p> <p>NOTE:</p> <ul style="list-style-type: none"> All components from this kit/set are required 12 Megabyte Diagnostic Tester Program Card (P/N 01002593-005) with version 13.3a Software (or later) is required. 	TOY220036	1	9
2	<p>CAN Interface Module Kit*</p> <p>NOTE:</p> <ul style="list-style-type: none"> All components from this kit/set are required. 	01002744	1	9
3	<p>Digital Battery System Analyzer*</p> <p>NOTE:</p> <ul style="list-style-type: none"> All components from this kit/set are required. 	00002-V8150-KIT	1	19

* Essential SSTs.

** Refers to drawer number in SST Storage System.

NOTE:
Additional Diagnostic Tester Kits, CAN Interface Modules, Program Cards, or other SSTs may be ordered by calling SPX/OTC at 1-800-933-8335.

Inspection Procedure

If the vehicle is currently exhibiting a "no start" condition, refer to the Technical Information System (TIS) for the diagnostic procedure, 2005 or 2006 model year Repair Manual:

- Corolla: *Diagnostics: SFI System (1ZZ-FE): Basic Inspection*
- Matrix: *Diagnostics: SFI System (1ZZ-FE (FF)): Basic Inspection*

NOTE:
When the "no start" condition is related to the ECM (PCM) issue, there will be NO spark or injector pulse during cranking. Also, the Diagnostic Tester may fail to initialize with the Engine ECM (PCM).

- If the vehicle exhibits the above conditions, replace the ECM (PCM).

**Repair
Procedure**

1. Replace the ECM (PCM).
Refer to TIS, 2005 or 2006 model year Repair Manual:
 - Corolla: *Engine Control System: ECM (1ZZ-FE/2ZZ-GE): Replacement.*
 - Matrix: *1ZZ-FE Engine Control System: ECM: Removal, Installation.*

2. Register the VIN into the replacement ECM (PCM).
Refer to TIS, 2005 or 2006 model year Repair Manual:
 - Corolla: *Diagnostics: SFI System (1ZZ-FE): Registration.*
 - Matrix: *1ZZ-FE Engine Control System: SFI System (for 2WD): Registration.*

3. Perform the ECU Communication ID Registration.
Refer to TIS, 2005 or 2006 model year Repair Manual:
 - Corolla: *Theft Deterrent & Door Lock: Engine Immobilizer System: Registration.*
 - Matrix: *Engine Immobilizer: Engine Immobilizer System: Registration.*